

## 2Q 2016 | STATE MIDDLE MARKET INDICATOR

# FLORIDA GROWTH



### Revenue Growth vs. National

8.5%

FLORIDA MIDDLE  
MARKET GROWTH  
OVER THE PAST 12  
MONTHS

7.2%

Past 12 Months  
National

5.5%

FLORIDA MIDDLE  
MARKET GROWTH  
OVER THE NEXT 12  
MONTHS

4.8%

Next 12 Months  
National

### Employment Growth

5.9%

FLORIDA MIDDLE  
MARKET GROWTH  
OVER THE PAST 12  
MONTHS

4.4%

Past 12 Months  
National

3.7%

FLORIDA MIDDLE  
MARKET GROWTH  
OVER THE NEXT 12  
MONTHS

3.3%

Next 12 Months  
National

### Florida companies more confident in the global and local economies



GLOBAL ECONOMY

51%



NATIONAL ECONOMY

62%



LOCAL ECONOMY

84%

VS. NATIONAL MIDDLE MARKET

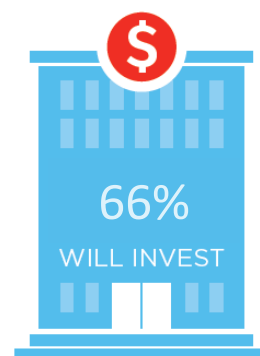
50%

69%

79%

### Preparing for growth through capital investment

Middle market  
companies in Florida  
are sending a strong  
message that they  
are poised to invest.



IN COLLABORATION WITH

# MEET FLORIDA'S MIGHTY MIDDLE MARKET

## Florida's Middle Market Defined

ANNUAL REVENUE

**\$10MM—\$1B**



NEARLY

**7,000**

BUSINESSES



MORE THAN

**\$277B**

IN ANNUAL REVENUE



REPRESENTS

**0.4%**

OF ALL FLORIDA  
COMPANIES



GENERATES

**25%**

OF ALL FLORIDA  
BUSINESS REVENUE



EMPLOYS

**21%**

OF THE FLORIDA  
WORKFORCE



## Diverse



CONSTRUCTION  
**11.6%**



HEALTHCARE  
**9.6%**




RETAIL TRADE  
**12.4%**



FINANCE & INSURANCE  
**6.1%**



PROFESSIONAL  
SERVICES  
**7.8%**



MANUFACTURING  
**11.3%**



WHOLESALE  
TRADE  
**14.4%**



AGRICULTURE  
**0.8%**

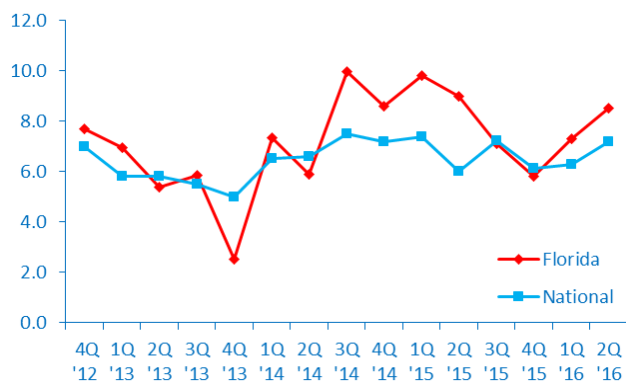


TRANSPORTATION &  
WAREHOUSING  
**3.3%**

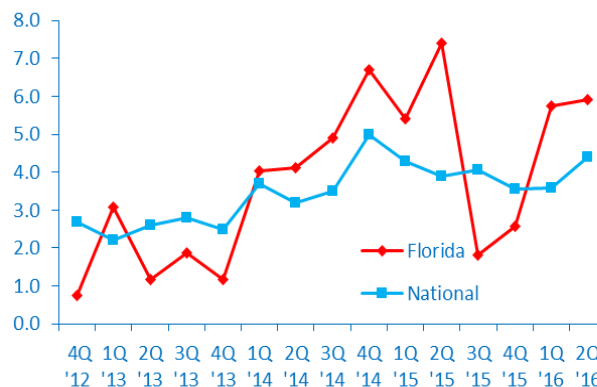
## 2Q 2016 | STATE MIDDLE MARKET INDICATOR

# FLORIDA GROWTH VS. NATIONAL

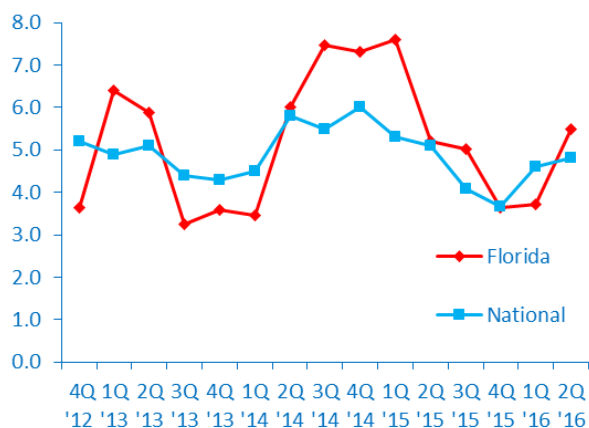
### Revenue Growth past 12 months



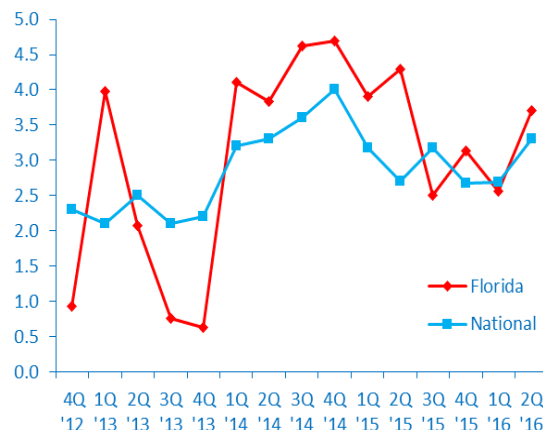
### Employment Growth past 12 months



### Revenue Growth next 12 months



### Employment Growth next 12 months



IN COLLABORATION WITH